

## KEY PLAN



A New Business  
Junction  
Near  
Station

*Kamaxi*  
**KUNJ**  
@ Station-Chhani Road



Project By:  
*Kamaxi*  
**GROUP**  
dream it. design it. bu

Up coming

@HARNI

*Kamaxi*  
**HEIGHTS**  
3&4 BHK SPECIOUS APARTMENTS

Ready possession

@HARNI

*Kamaxi*  
**GREEN**  
4 BHK DESIGNER BUNGLOWS

Complete project

@HARNI

*Kamaxi*  
**TRIPLEX**  
4 BHK DESIGNER BUNGLOWS

Project By:  
*Kamaxi*  
**GROUP**  
dream it. design it. build it.

Developers:  
**STARLET DEVELOPERS**

Site: Kamaxi Kunj,  
Old Sayaji Iron Campus,  
Bs. D'Mart, Shastri Bridge,  
Station-Chhani Road,  
Vadodara-390 002

Mob.: 78745 67005  
Email: kamaxikunj@gmail.com

Architect:



Structure:

**Ashutosh  
Desai**

www.gujrera.gujarat.gov.in under registered project. RERA REGISTRATION NO.: PR/GJ/VADODARA/VADODARA/OTHERS/ CAA07755/091220

Notes : (1) The Following will be charged extra advance / as per government norms (a) Stamp duty & registration charges, (b) GST or any such additional government taxes if applicable in future, (c) Maintenance deposit (d) Electrical infrastructure charge and deposit for new electric connection. (2) If any new tax applicable by central or state government in future, it will be born by the buyers/members. (3) Possession will be given after one month of settlement of all accounts. (4) Continuous default in payments lead to cancellation. (5) The developers reserve all the rights to changes the plan, elevation, specification or any details will be binding to all. (6) In case of delay in water supply, light connection, drainage work by the concerned authority, developers will not be responsible. (7) Charges in any structural design & charges in any external facade will not be permitted under any circumstances. (8) Internal changes will only be permitted with prior permission. (9) Outdoor AC units will be fitted as per provision provided in the designed place by the architect. (10) Any balance FSI at present or in future shall be availed by the developer and no member would claim any right for the same. (11) This brochure is for information purpose only. It does not form a part of the agreement or any legal document. The developer retains the right to after the specifications without any consent of the member.

HUNEST CR. 98243 85808

WELCOME TO



A NEW  
BUSINESS JUNCTION  
NEAR STATION

IDEAL FOR









-  SHOWROOM
-  OFFICES
-  SHOPS
-  RESTAURANT

Tailored space for your business needs





## FEATURES

-  Ample Basement Parking Space
-  Natural Lighting & Ventilation
-  Branded Automatic Elevators
-  Wide Corridors
-  High Floor to Ceiling Ratio
-  Fire Safety Equipments
-  Generator Power Backup
-  Wash room provision in all units

## SPECIFICATIONS

### STRUCTURE & WALL CONSTRUCTION

- RCC Framed structure design with earthquake resistance.
- Minimum column & beams for maximum flexibility in interior planning
- Internal / external masonry work with clay brick autoclaved aerated concrete block.
- Internal walls with lathi & primer and external wall with weather proof paint over double coat plaster.

### ELECTRIFICATION & AIR-CONDITIONING

- Sufficient points with concealed copper wiring along with modular switches.
- Fire resistance electric cable of anchor, polycab or equivalent standard as per our electric consultant's requirement.
- Provision for three phase meter.

### FLOORING & WALL CLADDING

- Vitrified flooring with skirting in all units
- Natural stone / vitrified flooring in common area
- Granite / Decorative tiles cladding on sidewalls of lift area

### EXTERIOR GLAZING

- Hi-tech glazing system with low heat transmission glass.
- Eco-friendly technology ensures a high degree of user comfort & efficient energy utilization.

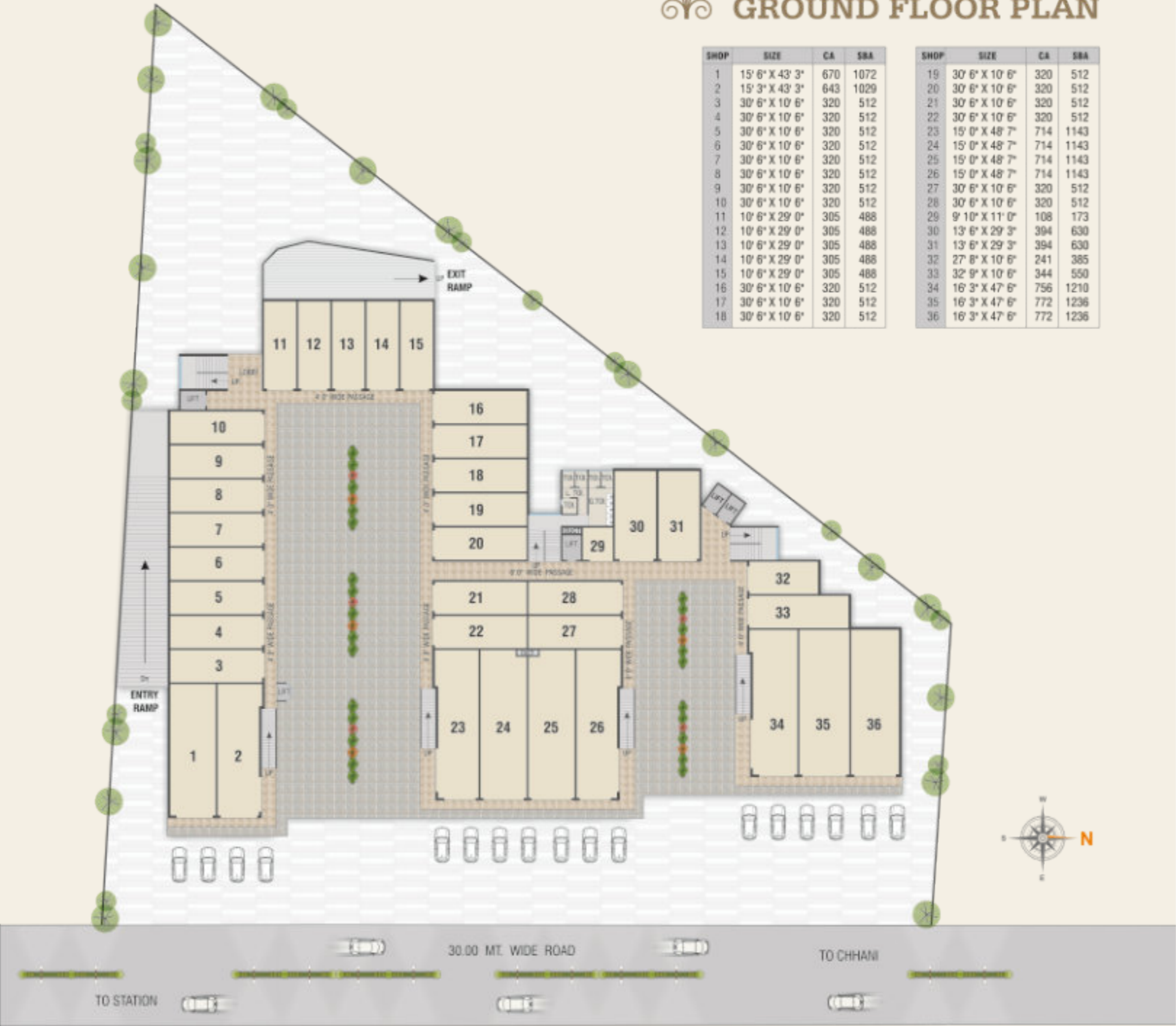
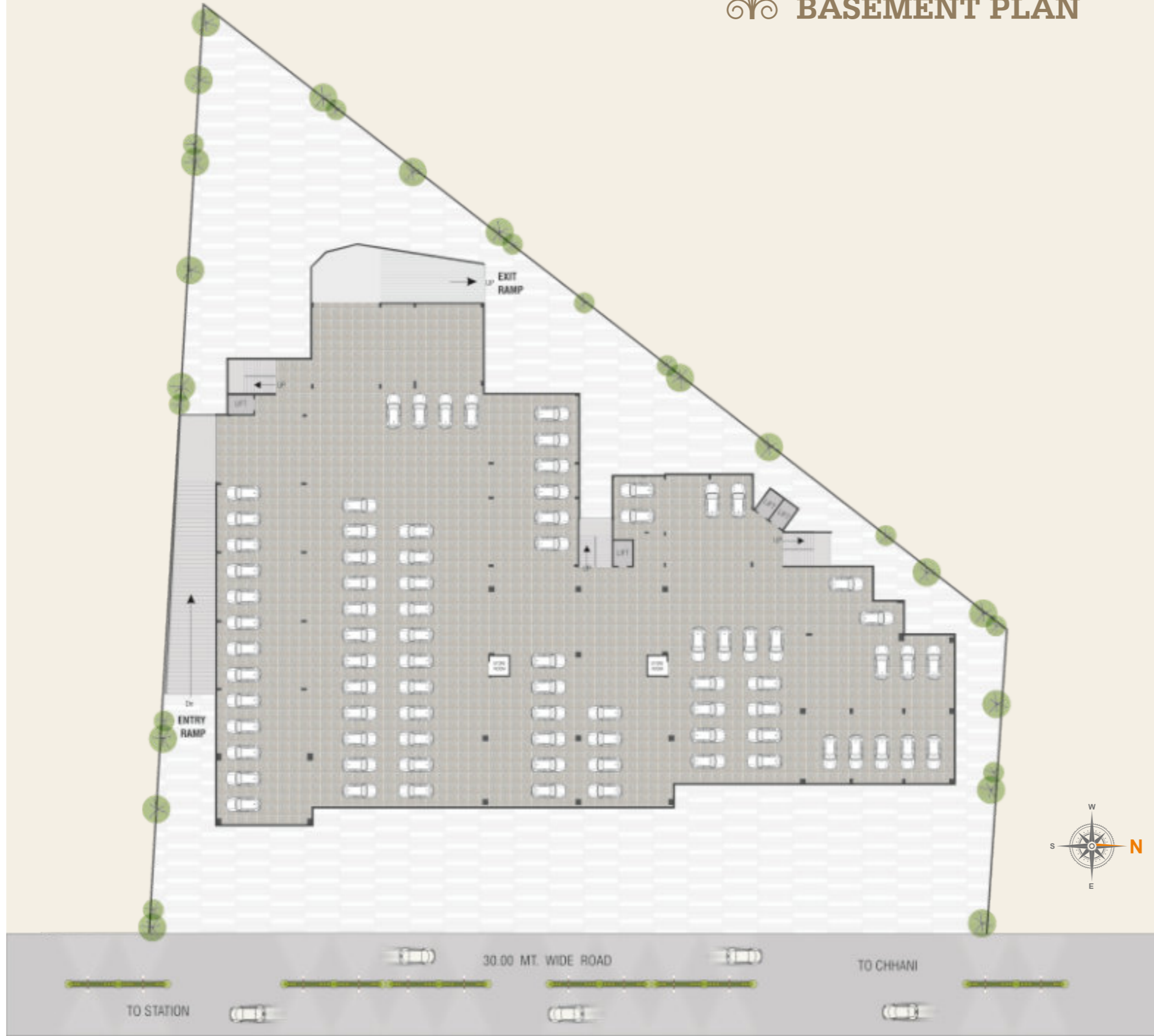
### DOORS & WINDOWS

- Powder coated aluminum sliding windows

# BASEMENT PLAN

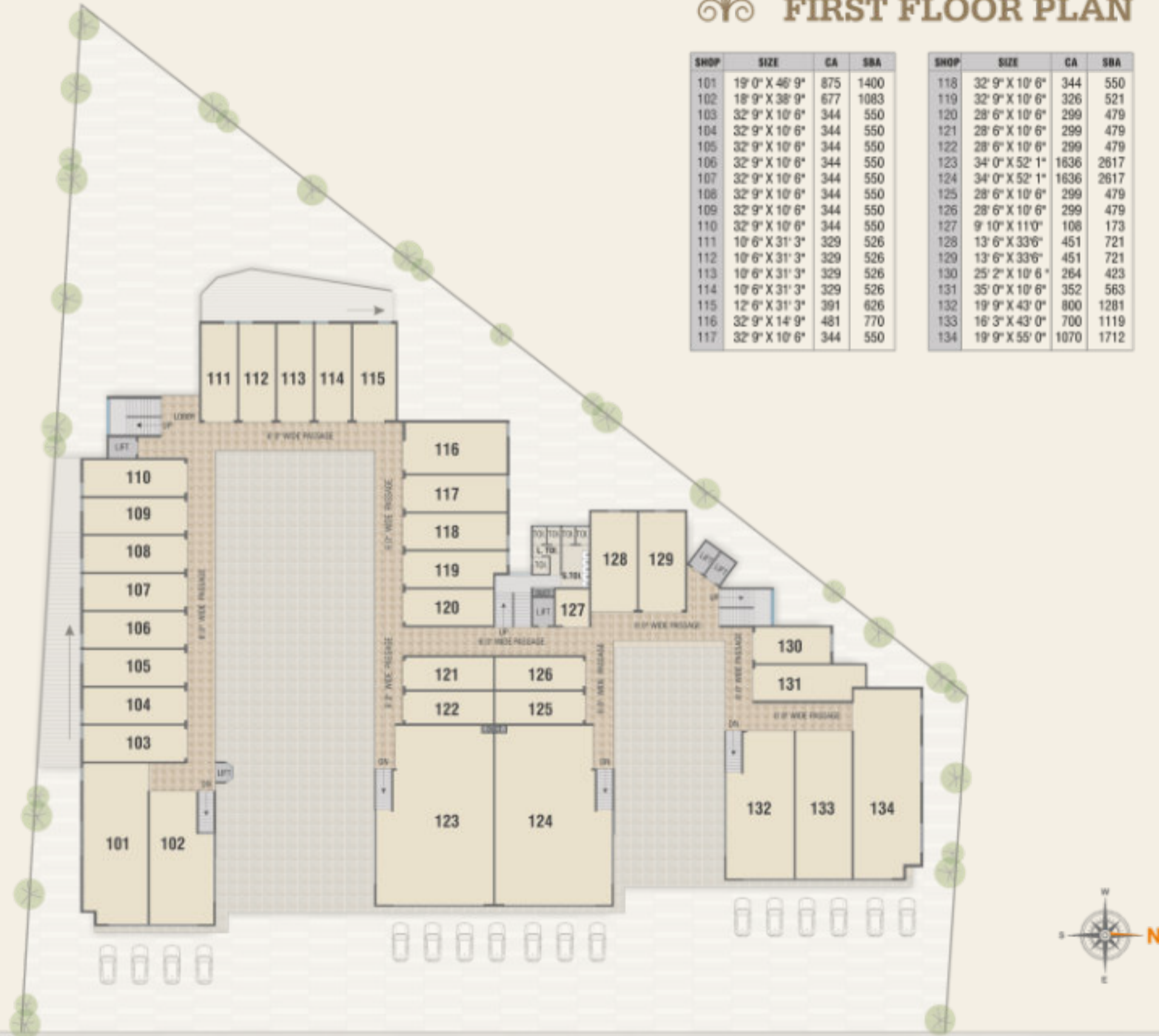
# GROUND FLOOR PLAN

SHOP	SIZE	CA	SBA	SHOP	SIZE	CA	SBA
1	15' 6" X 43' 3"	670	1072	19	30' 6" X 10' 6"	320	512
2	15' 3" X 43' 3"	643	1029	20	30' 6" X 10' 6"	320	512
3	30' 6" X 10' 6"	320	512	21	30' 6" X 10' 6"	320	512
4	30' 6" X 10' 6"	320	512	22	30' 6" X 10' 6"	320	512
5	30' 6" X 10' 6"	320	512	23	15' 0" X 48' 7"	714	1143
6	30' 6" X 10' 6"	320	512	24	15' 0" X 48' 7"	714	1143
7	30' 6" X 10' 6"	320	512	25	15' 0" X 48' 7"	714	1143
8	30' 6" X 10' 6"	320	512	26	15' 0" X 48' 7"	714	1143
9	30' 6" X 10' 6"	320	512	27	30' 6" X 10' 6"	320	512
10	30' 6" X 10' 6"	320	512	28	30' 6" X 10' 6"	320	512
11	10' 6" X 29' 0"	305	488	29	9' 10" X 11' 0"	108	173
12	10' 6" X 29' 0"	305	488	30	13' 6" X 29' 3"	394	630
13	10' 6" X 29' 0"	305	488	31	13' 6" X 29' 3"	394	630
14	10' 6" X 29' 0"	305	488	32	27' 8" X 10' 6"	241	385
15	10' 6" X 29' 0"	305	488	33	32' 9" X 10' 6"	344	550
16	30' 6" X 10' 6"	320	512	34	16' 3" X 47' 6"	756	1210
17	30' 6" X 10' 6"	320	512	35	16' 3" X 47' 6"	772	1236
18	30' 6" X 10' 6"	320	512	36	16' 3" X 47' 6"	772	1236



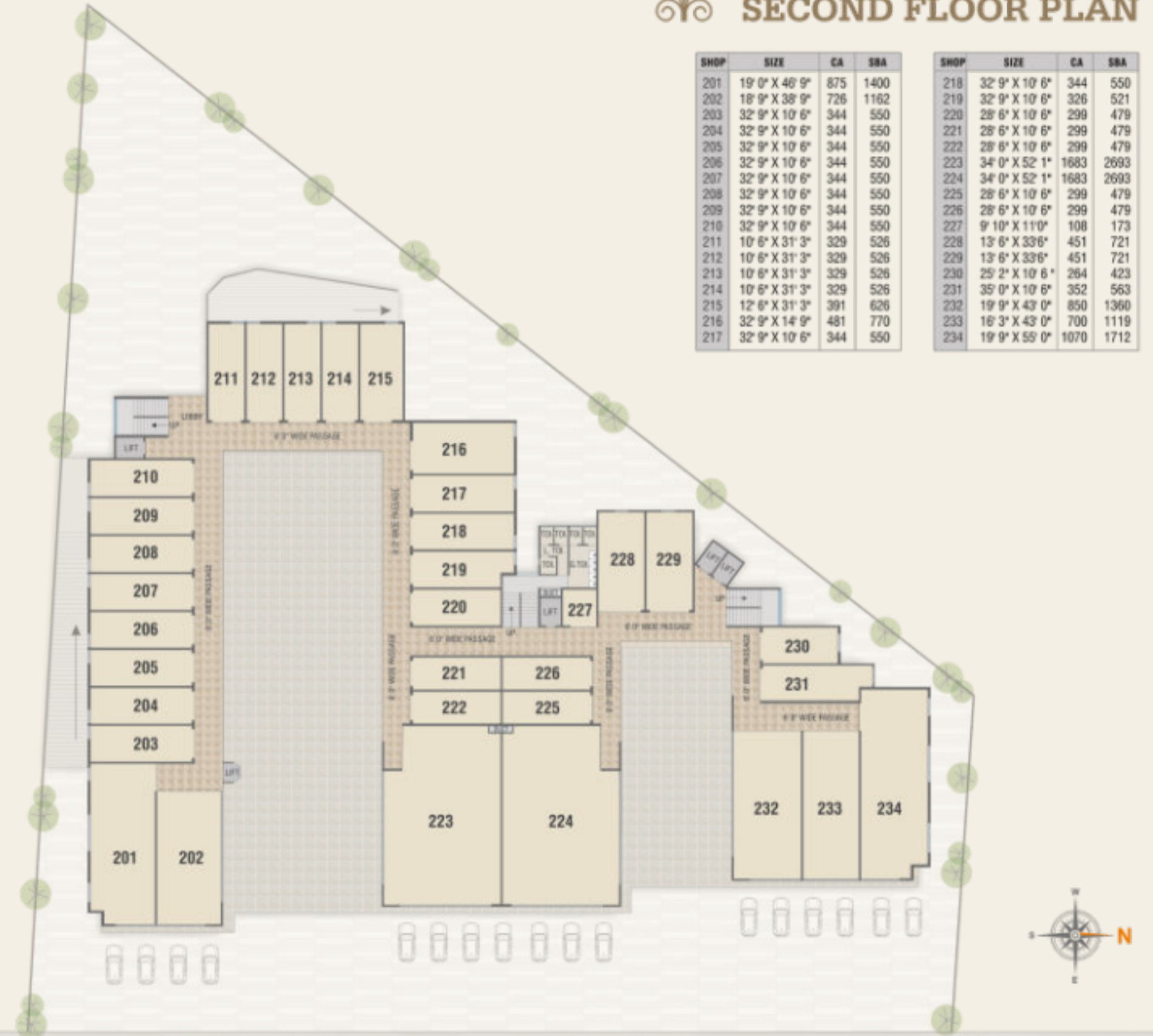
## FIRST FLOOR PLAN

SHOP	SIZE	CA	SBA	SHOP	SIZE	CA	SBA
101	19'0" X 46'9"	875	1400	118	32'9" X 10'6"	344	550
102	18'9" X 38'9"	677	1083	119	32'9" X 10'6"	326	521
103	32'9" X 10'6"	344	550	120	28'6" X 10'6"	299	479
104	32'9" X 10'6"	344	550	121	28'6" X 10'6"	299	479
105	32'9" X 10'6"	344	550	122	28'6" X 10'6"	299	479
106	32'9" X 10'6"	344	550	123	34'0" X 52'1"	1836	2617
107	32'9" X 10'6"	344	550	124	34'0" X 52'1"	1836	2617
108	32'9" X 10'6"	344	550	125	28'6" X 10'6"	299	479
109	32'9" X 10'6"	344	550	126	28'6" X 10'6"	299	479
110	32'9" X 10'6"	344	550	127	9'10" X 11'0"	108	173
111	10'6" X 31'3"	329	526	128	13'6" X 33'6"	451	721
112	10'6" X 31'3"	329	526	129	13'6" X 33'6"	451	721
113	10'6" X 31'3"	329	526	130	25'2" X 10'6"	264	423
114	10'6" X 31'3"	329	526	131	35'0" X 10'6"	352	563
115	12'6" X 31'3"	391	626	132	19'9" X 43'0"	800	1281
116	32'9" X 14'9"	481	770	133	16'3" X 43'0"	700	1119
117	32'9" X 10'6"	344	550	134	19'9" X 55'0"	1070	1712



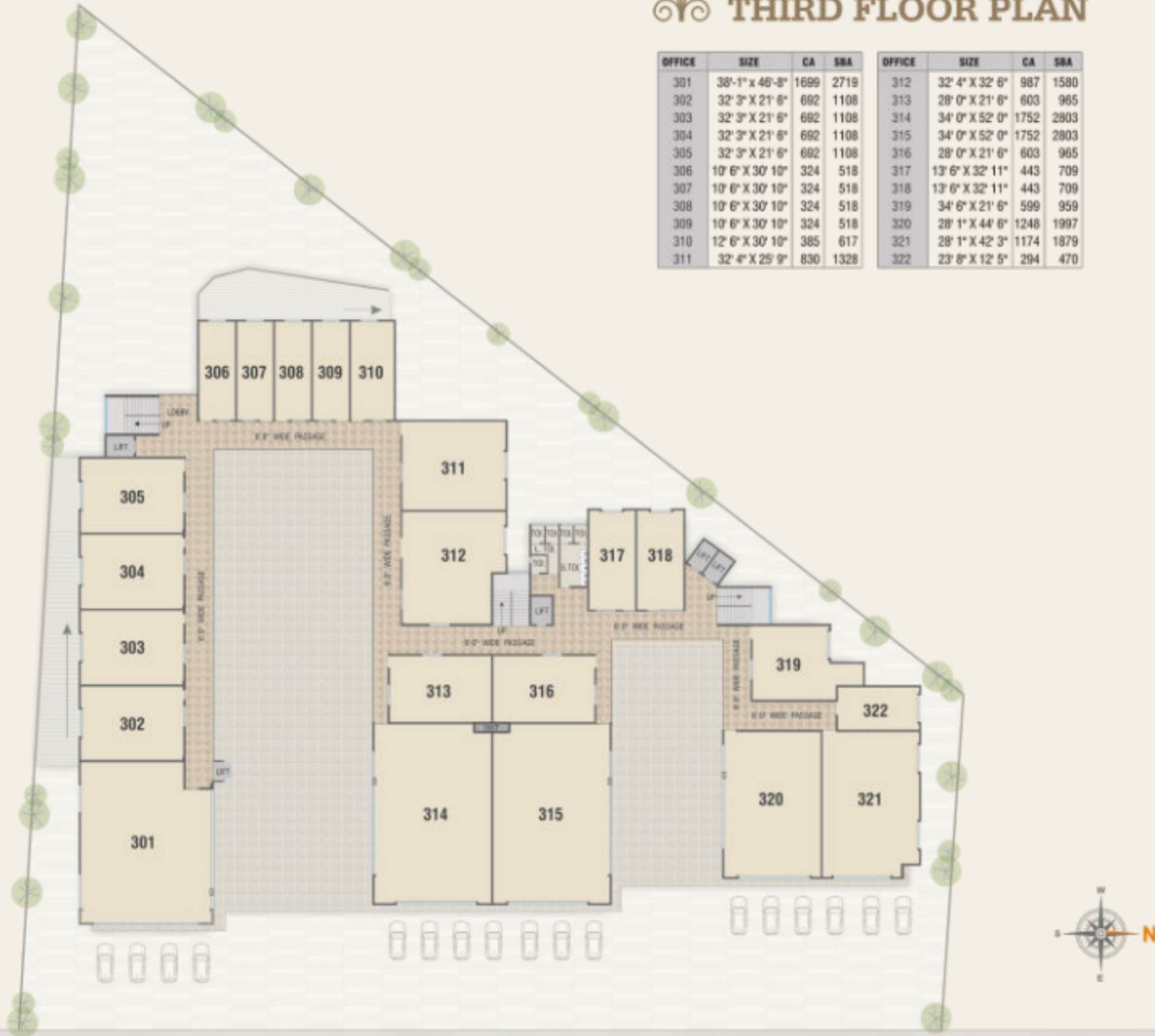
## SECOND FLOOR PLAN

SHOP	SIZE	CA	SBA	SHOP	SIZE	CA	SBA
201	19'0" X 46'9"	875	1400	218	32'9" X 10'6"	344	550
202	18'9" X 38'9"	726	1162	219	32'9" X 10'6"	326	521
203	32'9" X 10'6"	344	550	220	28'6" X 10'6"	299	479
204	32'9" X 10'6"	344	550	221	28'6" X 10'6"	299	479
205	32'9" X 10'6"	344	550	222	28'6" X 10'6"	299	479
206	32'9" X 10'6"	344	550	223	34'0" X 52'1"	1683	2693
207	32'9" X 10'6"	344	550	224	34'0" X 52'1"	1683	2693
208	32'9" X 10'6"	344	550	225	28'6" X 10'6"	299	479
209	32'9" X 10'6"	344	550	226	28'6" X 10'6"	299	479
210	32'9" X 10'6"	344	550	227	9'10" X 11'0"	108	173
211	10'6" X 31'3"	329	526	228	13'6" X 33'6"	451	721
212	10'6" X 31'3"	329	526	229	13'6" X 33'6"	451	721
213	10'6" X 31'3"	329	526	230	25'2" X 10'6"	264	423
214	10'6" X 31'3"	329	526	231	35'0" X 10'6"	352	563
215	12'6" X 31'3"	391	626	232	19'9" X 43'0"	850	1360
216	32'9" X 14'9"	481	770	233	16'3" X 43'0"	700	1119
217	32'9" X 10'6"	344	550	234	19'9" X 55'0"	1070	1712



### THIRD FLOOR PLAN

OFFICE	SIZE	CA	SBA	OFFICE	SIZE	CA	SBA
301	38'-1" x 46'-8"	1699	2719	312	32' 4" X 32' 6"	987	1580
302	32' 3" X 21' 6"	682	1108	313	28' 0" X 21' 6"	603	965
303	32' 3" X 21' 6"	682	1108	314	34' 0" X 52' 0"	1752	2803
304	32' 3" X 21' 6"	682	1108	315	34' 0" X 52' 0"	1752	2803
305	32' 3" X 21' 6"	682	1108	316	28' 0" X 21' 6"	603	965
306	10' 6" X 30' 10"	324	518	317	13' 6" X 32' 11"	443	709
307	10' 6" X 30' 10"	324	518	318	13' 6" X 32' 11"	443	709
308	10' 6" X 30' 10"	324	518	319	34' 6" X 21' 6"	599	959
309	10' 6" X 30' 10"	324	518	320	28' 1" X 44' 6"	1248	1997
310	12' 6" X 30' 10"	385	617	321	28' 1" X 42' 3"	1174	1879
311	32' 4" X 25' 9"	830	1328	322	23' 8" X 12' 5"	294	470



### FOURTH FLOOR PLAN

OFFICE	SIZE	CA	SBA	OFFICE	SIZE	CA	SBA
401	38'-1" x 46'-8"	1699	2719	412	32' 4" X 32' 6"	1122	1796
402	32' 3" X 21' 6"	682	1108	413	28' 0" X 21' 6"	603	965
403	32' 3" X 21' 6"	682	1108	414	34' 0" X 52' 0"	1752	2803
404	32' 3" X 21' 6"	682	1108	415	34' 0" X 52' 0"	1752	2803
405	32' 3" X 21' 6"	682	1108	416	28' 0" X 21' 6"	603	965
406	10' 6" X 30' 10"	324	518	417	13' 6" X 32' 11"	443	709
407	10' 6" X 30' 10"	324	518	418	13' 6" X 32' 11"	443	709
408	10' 6" X 30' 10"	324	518	419	34' 6" X 21' 6"	599	959
409	10' 6" X 30' 10"	324	518	420	28' 1" X 44' 6"	1248	1997
410	12' 6" X 30' 10"	385	617	421	28' 1" X 42' 3"	1174	1879
411	32' 4" X 25' 9"	830	1328	422	23' 8" X 12' 5"	294	470

